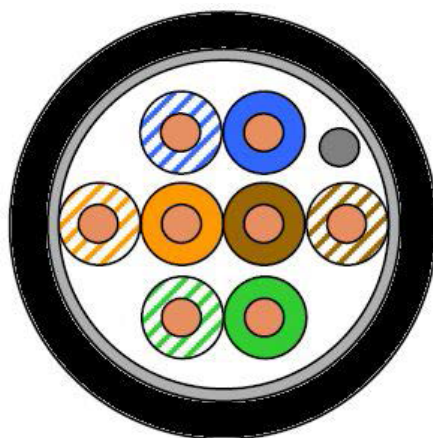


Category 5e FTP Cable

Part Number: PROCAT5EW/500



Application

The perfect solution for installation runs that require the cable to be exposed to the elements. Full Gigabit communications under extreme conditions.

IP Megapixel CCTV/Analog Outdoor Installations

Wire Access Points

Gigabit Outdoor Video/data installations

Long distance PoE feeding

Standards

ANSI EIA/TIA 568 C.2;

ISO/IEC 11801 2nd Edition; IEC 61156-5

EN 50173; EN 50288-3-1

IEEE 802.3at

UL : E488955

ETL

Flame resistance

IEC 60332-1

CMX

CM

Construction

Conductor	Bare copper wire (AWG24/1)
Insulation	Polyethylene, $\varnothing 0.98 \pm 0.02$ mm
Twisting	2 cores to the pair
Cable lay up	4 pairs to the core
Shield	Aluminum Foil, Bare Copper Drain Wire
Sheath CMX UV RATED	Black Color

Mechanical properties

Bending radius	without load	25 mm
	with load	50 mm
Temperature range	during operation	-20° C to + 60° C
	during installation	0° C to + 50° C

Electrical properties @ 20° C

Dielectric strength	2.5 KV dc-2 seconds
Conductor resistance	Max 9.38 ohm/100M at 20°
Max. Ring resistance	16.8 Ohm/100M at 20°
Max. Mutual capacitance	560 pf/100M
Max. Capacity unbalance	330 pf/100M
Mean characteristic impedance 100 MHz	100 ± 15 Ω
Nominal velocity of propagation	approx. 67 %
Propagation delay	Nominal 535 ns/100m
Delay skew	Nominal 20 ns/100m
Test voltage (DC, 1 min)	1000 V
Core/Core Coupling attenuation	≥ 55 dB

Nominal transmission characteristics @ 20° C

Fre. (MHZ)	Attenuation (dB/100m)	NEXT (dB)	PS-NEXT (dB)	ACR (dB/100m)	PS-ACR (dB/100m)	ACRF (dB/100m)	PS-ACRF (dB/100m)	Return loss (dB)
1.0	1.9	71	68	69.1	66.1	68	65	20
4.0	3.7	62	59	58.3	55.3	56	53	23
10.0	6.0	56	53	50.0	47.0	48	45	25
16.0	7.6	53	50	45.4	42.4	44	41	25
20.0	8.5	51	48	42.5	39.5	42	39	25
31.2	10.7	49	46	38.3	35.3	38	35	24
62.5	15.7	44	41	28.3	25.3	32	29	22
100.0	19.8	41	38	21.2	18.2	28	25	20
125.0	22.3	40	37	17.7	14.7	26	23	19
155.5	24.2	38	35	13.8	10.8	24	21	-
175.0	25.7	37	34	11.3	8.3	23	20	-
200.0	27.5	36	33	8.5	5.5	22	19	-
250.0	29.2	35	32	5.8	2.8	20	17	-
300.0	32.0	34	31	2.0	-1.0	16	13	-

Product Code Table

Product Description	Packing Length	Part Number
24AWG Cat.5e FTP 4P PVC UL CMX UV RATED BLACK Color	1000ft easy pull box	PROCAT5E XT
24AWG Cat.5e FTP 4P PVC UL CMX UV RATED BLACK Color	500ft easy pull box	PROCAT5E XT/500

© SYSCOM, All Rights Reserved

All sizes and values without tolerances are reference values. Specifications are for product as supplied by Syscom: any modification or alteration afterwards of product may give different result.

The information contained within this document must not be copied, reprinted or reproduced in any form, either wholly or in part, without the written consent of Syscom. The information is believed to be correct at the time of issue. Syscom reserves the right to amend this specification without prior notice. This specification is not contractually valid unless specifically authorised by Syscom.



Cable ID: PROCAT5EXT-HLX038[2]

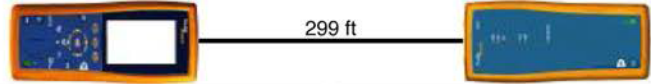
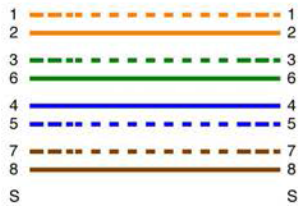
Test Summary: PASS

Date / Time: 06/16/2017 09:44:05am
 Headroom: 4.6 dB (NEXT 12-45)
 Test Limit: TIA Cat 5e Perm. Link
 Cable Type: Cat 5e FTP

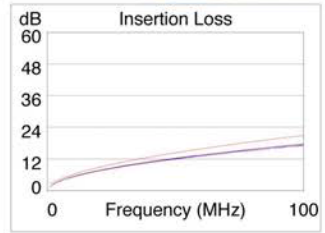
Operator: Your Name
 Software Version: 2.7400
 Limits Version: 1.9300
 NVP: 71.0%

Model: DTX-1800
 Main S/N: 1739303
 Remote S/N: 1739304
 Main Adapter: DTX-PLA002
 Remote Adapter: DTX-PLA002

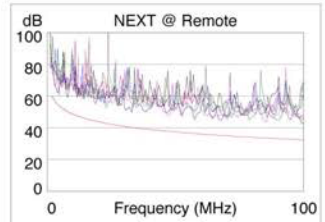
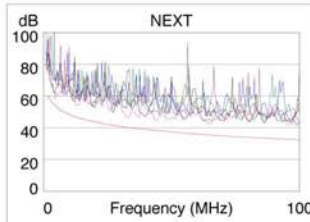
Wire Map (T568B)
PASS



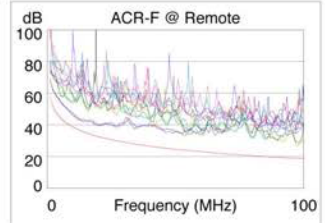
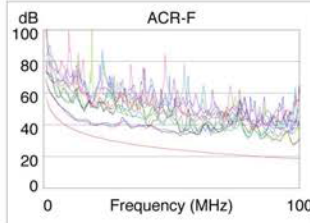
Length (ft), Limit 295	[Pair 78]	299
Prop. Delay (ns), Limit 498		442
Delay Skew (ns), Limit 44		14
Resistance (ohms)	[Pair 78]	17.5
Insertion Loss Margin (dB)	[Pair 45]	3.2
Frequency (MHz)	[Pair 45]	100.0
Limit (dB)	[Pair 45]	21.0



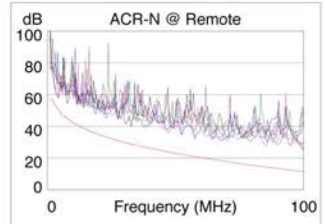
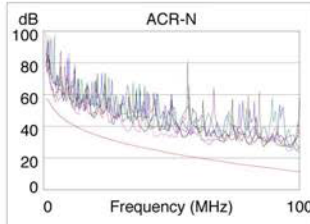
	Worst Case Margin		Worst Case Value	
	MAIN	SR	MAIN	SR
PASS				
Worst Pair	12-45	12-45	12-45	12-78
NEXT (dB)	4.6	6.4	8.7	10.4
Freq. (MHz)	4.5	4.5	95.5	99.5
Limit (dB)	54.0	54.0	32.6	32.3
Worst Pair	12	12	12	12
PS NEXT (dB)	5.8	7.5	9.1	11.3
Freq. (MHz)	4.5	4.4	95.5	99.3
Limit (dB)	51.0	51.2	29.6	29.4



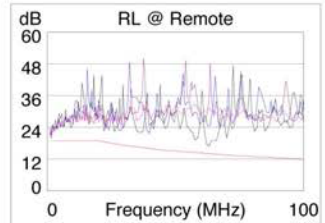
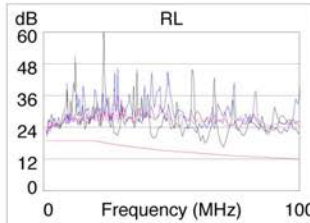
	Worst Case Margin		Worst Case Value	
	MAIN	SR	MAIN	SR
PASS				
Worst Pair	36-12	12-36	12-78	78-12
ACR-F (dB)	6.3	6.3	8.5	8.1
Freq. (MHz)	13.4	13.5	97.5	97.5
Limit (dB)	36.1	36.0	18.8	18.8
Worst Pair	12	36	78	12
PS ACR-F (dB)	9.1	9.0	11.3	10.9
Freq. (MHz)	11.4	11.4	97.5	97.5
Limit (dB)	34.5	34.5	15.8	15.8



	Worst Case Margin		Worst Case Value	
	MAIN	SR	MAIN	SR
N/A				
Worst Pair	12-45	12-45	12-45	12-78
ACR-N (dB)	5.2	7.1	11.7	14.3
Freq. (MHz)	4.6	4.5	95.5	99.5
Limit (dB)	49.6	49.8	12.2	11.4
Worst Pair	12	12	45	12
PS ACR-N (dB)	6.5	8.1	12.3	14.8
Freq. (MHz)	4.4	4.4	95.5	99.3
Limit (dB)	47.1	47.1	9.2	8.5



	Worst Case Margin		Worst Case Value	
	MAIN	SR	MAIN	SR
PASS				
Worst Pair	45	45	45	45
RL (dB)	2.5	2.8	2.5	2.8
Freq. (MHz)	70.0	62.8	70.0	62.8
Limit (dB)	13.6	14.0	13.6	14.0



Compliant Network Standards:
 10BASE-T 100BASE-TX 100BASE-T4
 1000BASE-T ATM-25 ATM-51
 ATM-155 100VG-AnyLan TR-4
 TR-16 Active TR-16 Passive

LinkWare Version 6.2

